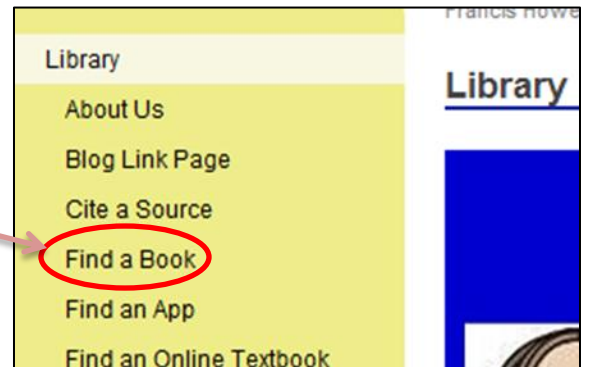


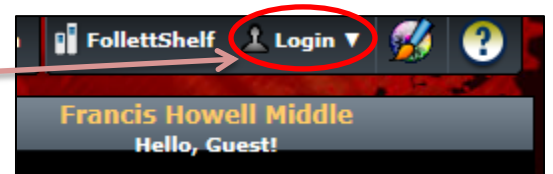
# How to Log-in to Destiny Quest (our FHSD library catalog)

1. On your school's website, click on your library's website.

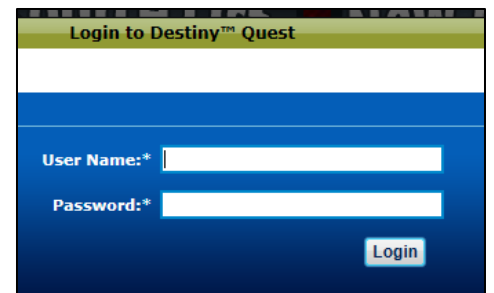


2. Click on the 'Find a Book' link.

3. On the top right hand corner of your screen, click 'Login'.



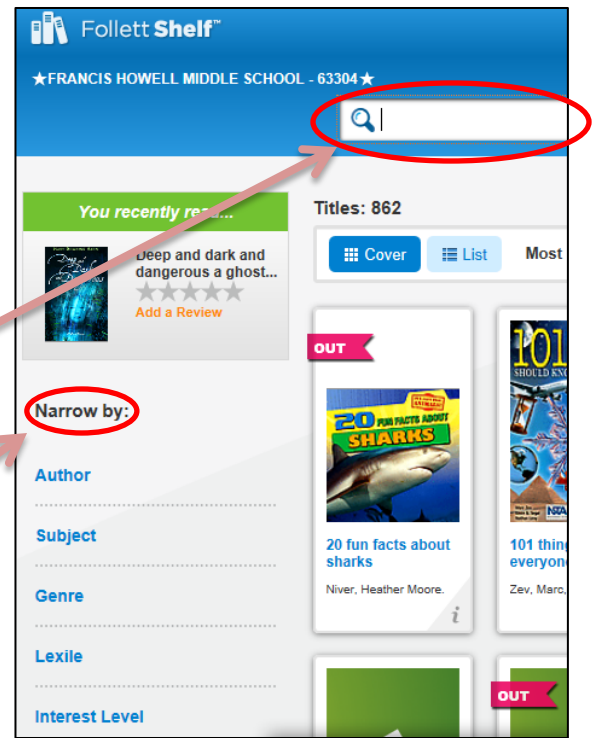
4. Use your FHSD computer log-in & password.  
(This is what you use to log in to a computer in the district.)



5. On the top right hand corner of your screen, click on 'FollettShelf'.



**\*\*\*You are now searching FHSD's eBooks!\*\*\*  
but wait...there's more!...**

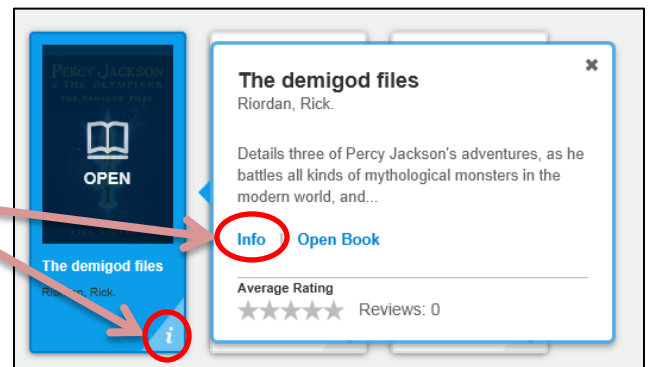


**6. We suggest searching for ebooks one of two ways:**

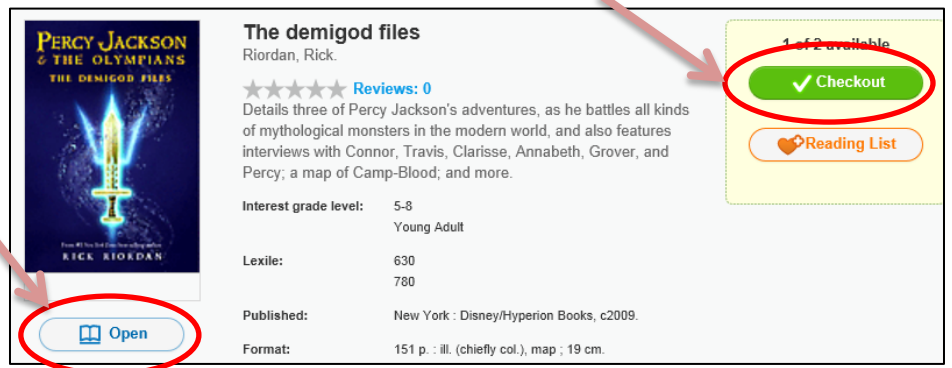
- a. Type the title or author of the book you want in the search box on the top of your screen, or...
- b. Limit your search using the 'Narrow by' links on the left side of your screen.

**7. To see information about the title, hover your mouse over the cover for a brief summary. For even more information, click on the 'i' or the word 'Info'.**

**\*\*\*Caution: If you click on the cover, the book opens, but doesn't actually get checked out to you.**



**8. Once you find the title you'd like to read, you can click 'checkout' (top right) to check this eBook out to yourself, or click 'open' (under cover) which lets you look at the book, but doesn't check it out to you.**



**For information on how to navigate an eBook, see "Follett Digital Reader Quick Reference Guide" handout.**